

Paper Reference(s) 1CH0/1F
Pearson Edexcel Level 1/Level 2 GCSE (9–1)

Chemistry
PAPER 1
Foundation Tier

Total Marks

Time: 1 hour 45 minutes

In the boxes below, write your name, centre number and candidate number.

Surname					
Other names					
Centre Number					
Candidate Number					

YOU MUST HAVE

Calculator, ruler

YOU WILL BE GIVEN

Diagram Booklet, Periodic Table

INSTRUCTIONS

Answer ALL questions.

Answer the questions in the spaces provided in this Question Paper or in the separate Diagram Booklet – there may be more space than you need.

Calculators may be used.

Any diagrams may NOT be accurately drawn, unless otherwise indicated.

You must show all your working out with your answer clearly identified at the end of your solution.

Turn over

INFORMATION

The total mark for this paper is 100.

The marks for EACH question are shown in brackets – use this as a guide as to how much time to spend on each question.

In questions marked with an ASTERISK (*), marks will be awarded for your ability to structure your answer logically, showing how the points that you make are related or follow on from each other where appropriate.

A periodic table is provided as a separate insert.

There may be spare copies of some diagrams.

ADVICE

Read each question carefully before you start to answer it.

Try to answer every question.

Check your answers if you have time at the end.

Answer ALL questions. Write your answers in the spaces provided.

Some questions must be answered with a cross in a box ☐. If you change your mind about an answer, put a line through the box ☒ and then mark your new answer with a cross ☐.

- 1 (a) This question is about NPK fertilisers.**

N, P and K are the symbols of three elements that are essential for plant growth.

N is the symbol for nitrogen.

Name the other two elements, P and K, that are essential for plant growth.

**You may want to refer to the periodic table.
(2 marks)**

P _____

K _____

(continued on the next page)

1 continued.

(b) Many fertilisers are produced using ammonia.

Ammonia is produced on an industrial scale from the reaction of nitrogen with hydrogen.

The equation for the reaction is

nitrogen + hydrogen \rightleftharpoons ammonia

**(i) State the name of this industrial process.
(1 mark)**

(continued on the next page)

Turn over

1 continued.

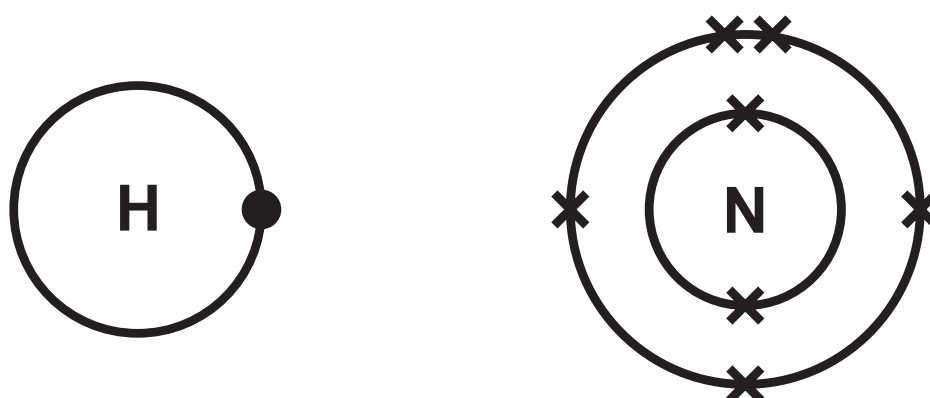
- (ii) State the meaning of the \rightleftharpoons symbol in the equation.
(1 mark)**

(continued on the next page)

1 continued.

- (iii) Figure 2 shows the electronic configurations for an atom of nitrogen and an atom of hydrogen.

FIGURE 2



Look at the diagrams for Question 1(b)(iii) in the Diagram Booklet. Which dot and cross diagram for ammonia, NH_3 , is correct?
(1 mark)

- ☐ A Diagram A
- ☐ B Diagram B
- ☐ C Diagram C
- ☐ D Diagram D

(continued on the next page)

Turn over

1 continued.

(c) Ammonia reacts with nitric acid to produce ammonium nitrate.

**Look at the diagram for Question 1(c) in the Diagram Booklet. Write the word equation for this reaction.
(2 marks)**

(Total for Question 1 = 7 marks)

- 2 A metal spoon and two test tubes are heated in a water bath.**

One test tube contains a piece of chocolate, the other some liquid egg white.

After heating, the spoon, the chocolate and the egg white are allowed to cool to room temperature.

Look at Figure 4 for Question 2 in the Diagram Booklet. It shows the state of the three different substances before heating, when hot and after cooling.

- (a) Describe the differences in the arrangement and movement of the particles in a solid and in a liquid.
(2 marks)**

difference in arrangement of particles

2 continued.

difference in movement of particles

(continued on the next page)

2 continued.

**(b) What name is given to the process when the chocolate changes from a solid to a liquid?
(1 mark)**

☐ **A condensing**

☐ **B evaporating**

☐ **C freezing**

☐ **D melting**

**(c) Give a reason why the metal spoon has not changed state during the experiment.
(1 mark)**

(continued on the next page)

Turn over

2 continued.

- (d) Explain how we know the change to the egg white is a chemical change rather than a physical change.
(2 marks)**

(Total for Question 2 = 6 marks)

3 Potable water is water that is suitable for drinking.

(a) River water can be treated to make it potable.

Chlorination, filtration and sedimentation are three of the processes involved in making the river water potable.

**(i) Look at the table for Question 3(a)(i) in the Diagram Booklet. Which row of the table shows these three processes in the order in which they are carried out?
(1 mark)**

(continued on the next page)

3 continued.

**(ii) State the reason why chlorine is added during the water treatment.
(1 mark)**

**(iii) Describe how sedimentation is carried out.
(2 marks)**

3 continued.

- (iv) Look at Figure 5 for Question 3(a)(iv) in the Diagram Booklet. It shows the results of an analysis of a sample of potable water.**

**Using this information, explain why this sample of potable water is not the same as pure water.
(2 marks)**

(continued on the next page)

Turn over

3 continued.

(b) A student wanted to distil a sample of potable water.

Look at Figure 6 for Question 3(b) in the Diagram Booklet. It shows apparatus the student used.

**(i) Name the piece of equipment labelled X in Figure 6.
(1 mark)**

(continued on the next page)

3 continued.

- (ii) The student made an error when setting up the equipment in Figure 6. This error meant no water could be collected in the test tube.**

**Explain what the student needs to do so water can be collected.
(2 marks)**

(Total for Question 3 = 9 marks)

Turn over

- 4 A student wanted to find the volume of dilute hydrochloric acid that would react with 25.0 cm^3 of lithium hydroxide solution.**

Look at Figure 7 for Question 4 in the Diagram Booklet. They used the equipment in Figure 7 to carry out a rough titration and then a further two accurate titrations.

- (a) Suggest why the student carried out a rough titration before the two accurate titrations.
(1 mark)**

(continued on the next page)

4 continued.

(b) Figure 8 shows the results of the rough titration.

FIGURE 8

final reading on burette in cm^3	30.10
initial reading on burette in cm^3	2.50

What was the volume of acid added in the rough titration?
(1 mark)

☐ A 2.50 cm^3

☐ B 27.60 cm^3

☐ C 30.10 cm^3

☐ D 32.60 cm^3

(continued on the next page)

Turn over

4 continued.

- (c) Describe how the rough titration should be carried out once the dilute hydrochloric acid, lithium hydroxide solution and indicator are placed in the apparatus in Figure 7.
(4 marks)**

(continued on the next page)

Turn over

4 continued.

**(d) Which is the name of an indicator that is suitable to use in this titration?
(1 mark)**

- ☐ **A limewater**
- ☐ **B litmus paper**
- ☐ **C methyl orange**
- ☐ **D universal indicator**

(continued on the next page)

Turn over

4 continued.

(e) During the titration the dilute hydrochloric acid, HCl, is reacting with the lithium hydroxide solution, LiOH.

**Explain what type of reaction is taking place in the titration.
(3 marks)**

(continued on the next page)

Turn over

4 continued.

(Total for Question 4 = 10 marks)

- 5 (a) An atom of aluminium has an atomic mass of 27.

Aluminium has an atomic number of 13.

State the number of electrons, neutrons and protons in this atom.
(3 marks)

number of
electrons = _____

number of
neutrons = _____

number of
protons = _____

(continued on the next page)

5 continued.

(b) Aluminium reacts with bromine to form aluminium bromide.

A sample of aluminium bromide contains 1.35g of aluminium atoms and 12.00g of bromine atoms.

**Calculate the empirical formula of this sample of aluminium bromide.
(3 marks)**

(relative atomic masses: Al = 27.0, Br = 80.0)

(continued on the next page)

Turn over

5 continued.

empirical formula = _____

(continued on the next page)

5 continued.

(c) Gallium is in the same group in the periodic table as aluminium and in the same period in the periodic table as bromine.

(i) State in which group and period of the periodic table gallium can be found.

**You may want to refer to the periodic table.
(2 marks)**

group = _____

period = _____

(continued on the next page)

5 continued.

- (ii) Gallium had not been discovered when Mendeleev created his first periodic table.**

Look at Figure 9 for Question 5(c)(ii) in the Diagram Booklet. It shows some properties of gallium that Mendeleev predicted and some of the actual properties of gallium.

**Describe how Mendeleev predicted these properties of gallium.
(2 marks)**

(continued on the next page)

Turn over

5 continued.

(Total for Question 5 = 10 marks)

- 6 (a) 3.14 g of solid copper sulfate was dissolved in water and made up to 250 cm³ of solution.

concentration (g dm⁻³) =

$$\frac{\text{mass of solid (g)}}{\text{volume of solution (dm}^3\text{)}}$$

Calculate the concentration of this copper sulfate solution in g dm⁻³.
(2 marks)

concentration = _____ g dm⁻³

(continued on the next page)

Turn over

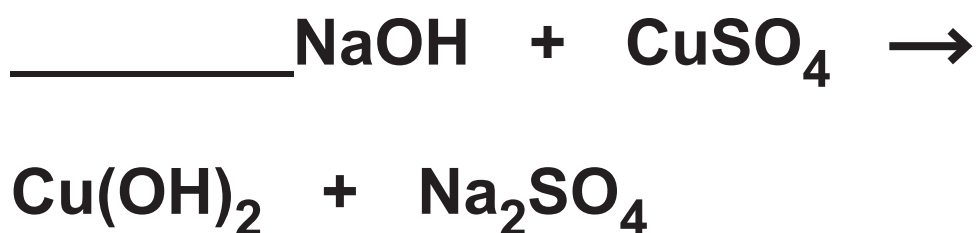
6 continued.

(b) Sodium hydroxide solution was added to a solution of copper sulfate.

A precipitate of copper hydroxide and a solution of sodium sulfate were formed.

**(i) State what would be SEEN in the reaction.
(1 mark)**

**(ii) Complete the balanced equation for the reaction by adding a number in front of NaOH.
(1 mark)**



(continued on the next page)

Turn over

6 continued.

- (iii) Describe how to obtain a pure, dry sample of the precipitate of copper hydroxide from the reaction mixture.
(3 marks)**

(continued on the next page)

Turn over

6 continued.

(c) Look at Figure 10 for Question 6(c) in the Diagram Booklet. It shows the equipment used to electrolyse a sample of sodium sulfate solution.

Graphite electrodes are used in the electrolysis of sodium sulfate solution.

Graphite is used because it is inert and conducts electricity.

(i) Look at Figure 11 for Question 6(c)(i) in the Diagram Booklet. It shows the ions in the sodium sulfate solution.

**Draw a circle around each of the ions in Figure 11 that are attracted to the negative graphite electrode during the electrolysis.
(1 mark)**

(continued on the next page)

Turn over

6 continued.

- (ii) State why it is important that the electrodes are inert.
(1 mark)**

- (iii) Explain, in terms of its structure, how graphite conducts electricity.
(2 marks)**

(Total for Question 6 = 11 marks)

Turn over

- 7 (a) When iron wool reacts with oxygen from the air, the iron corrodes and iron oxide is formed.**

**What happens to the iron in this reaction?
(1 mark)**

- ☐ **A it is decomposed**
- ☐ **B it is neutralised**
- ☐ **C it is oxidised**
- ☐ **D it is reduced**

(continued on the next page)

7 continued.

(b) Look at Figure 12 for Question 7(b) in the Diagram Booklet. A piece of damp iron wool was placed in a measuring cylinder with 50 cm^3 of air, as shown in Figure 12.

Look at Figure 13 for Question 7(b) in the Diagram Booklet. It shows the apparatus one week later.

**(i) Complete the table of results.
(1 mark)**

volume of gas in Figure 12 in cm^3	50
volume of gas in Figure 13 in cm^3	

(continued on the next page)

Turn over

7 continued.

- (ii) Use these results to calculate the percentage decrease in the volume of gas in the measuring cylinder after one week.
(3 marks)**

**percentage decrease
in volume of gas = _____**

(continued on the next page)

7 continued.

(iii) Not all of the oxygen in the air in the measuring cylinder has reacted with the iron.

**Give a reason why.
(1 mark)**

(continued on the next page)

7 continued.

***(c) Pure metals can be made more useful by converting them into alloys or by electroplating them.**

**Explain what alloying and electroplating are and how they can make metals more useful.
(6 marks)**

(continued on the next page)

Turn over

7 continued.

[illegible]

(continued on the next page)

Turn over

7 continued.

[illegible]

(continued on the next page)

Turn over

7 continued.

[illegible]

(continued on the next page)

Turn over

7 continued.

(continued on the next page)

Turn over

7 continued.

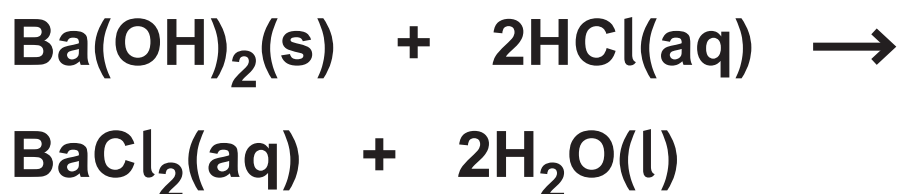
[illegible]

(Total for Question 7 = 12 marks)

Turn over

- 8 Barium hydroxide reacts with dilute hydrochloric acid to form barium chloride and water.**

(a) The equation for the reaction is



**Look at the table for Question 8(a) in the Diagram Booklet. Which row of the table shows the correct state of each of the substances in the equation for the reaction?
(1 mark)**

- (b) A student wanted to investigate how the pH of the mixture changes as barium hydroxide is added to dilute hydrochloric acid.**

(continued on the next page)

8 continued.

They followed this method.

STEP 1 measure out 50.0 cm^3 of dilute hydrochloric acid into a beaker using a measuring cylinder

STEP 2 use a glass rod to place a drop of the acid onto a piece of universal indicator paper and record the pH

STEP 3 add 0.2 g of barium hydroxide to the acid in the beaker and stir

STEP 4 use the glass rod to place a drop of the mixture onto a new piece of universal indicator paper and record the pH again

STEP 5 repeat steps 3–4 until there is no further change in the pH.

(continued on the next page)

Turn over

8 continued.

- (i) Name a piece of equipment which could be used to measure out 50.0 cm^3 of dilute hydrochloric acid more accurately than the measuring cylinder.
(1 mark)**

(continued on the next page)

8 continued.

- (ii) Describe how the pH of the mixture is determined when a drop of it is placed on the universal indicator paper.
(2 marks)**

(continued on the next page)

8 continued.

- (iii) In the method, universal indicator paper is used to determine the pH.**

**Explain why litmus paper would not be a suitable indicator to use in this experiment.
(2 marks)**

(continued on the next page)

Turn over

8 continued.

(iv) Figure 14 shows the student's results.

FIGURE 14

mass of barium hydroxide in g	pH of mixture
0·0	1
0·2	1
0·4	1
0·6	1
0·8	2
1·0	7
1·2	12
1·4	13
1·6	13

(continued on the next page)

Turn over

8 continued.

**Look at the grid for
Question 8(b)(iv) in the Diagram
Booklet. On the grid:**

- **Add suitable scales to the vertical and horizontal axes.**
- **Plot a graph of the pH of the mixture against the mass of barium hydroxide.**

(3 marks)

(continued on the next page)

8 continued.

(c) Look at Figure 15 for Question 8(c) in the Diagram Booklet. It shows a hazard symbol placed on a container of barium hydroxide.

**(i) What is the meaning of the hazard symbol in Figure 15?
(1 mark)**

☐ **A flammable**

☐ **B health hazard**

☐ **C oxidising**

☐ **D toxic**

(continued on the next page)

8 continued.

(ii) Barium hydroxide is also corrosive.

**Give ONE precaution that the student should take when using barium hydroxide.
(1 mark)**

(Total for Question 8 = 11 marks)

9 Magnesium carbonate has the formula MgCO_3 .

(a) Magnesium carbonate contains Mg^{2+} and CO_3^{2-} ions.

(i) The atomic number of magnesium is 12.

What is the electronic configuration of the Mg^{2+} ion?
(1 mark)

☐ A 2

☐ B 2.8

☐ C 2.8.2

☐ D 2.8.4

(continued on the next page)

9 continued.

- (ii) Explain why solid magnesium carbonate cannot conduct electricity but solid magnesium can.
(3 marks)**

(continued on the next page)

Turn over

9 continued.

**(b) Calculate the percentage
by mass of magnesium in
magnesium carbonate, MgCO_3 .
(3 marks)**

**(relative atomic masses: C = 12.0,
O = 16.0, Mg = 24.0)**

**percentage by
mass of magnesium = _____**

(continued on the next page)

Turn over

9 continued.

***(c) A student has two separate test tubes containing sulfuric acid.**

The student adds a spatula measure of magnesium carbonate, MgCO_3 , to the first test tube and a piece of magnesium to the second test tube.

Explain what the student would see in each test tube and the tests that they should carry out to identify the gases produced.

Your answer should include word equations for the reactions that would take place.

(6 marks)

(continued on the next page)

Turn over

9 continued.

(continued on the next page)

Turn over

9 continued.

(continued on the next page)

Turn over

9 continued.

(continued on the next page)

Turn over

9 continued.

(continued on the next page)

Turn over

9 continued.

This image shows a blank sheet of white paper with horizontal ruling lines. The lines are evenly spaced and run across the width of the page. There are no margins, text, or other markings on the paper.

(continued on the next page)

Turn over

9 continued.

(Total for Question 9 = 13 marks)

10 Sucrose is a carbohydrate.

When a solution of sucrose is fermented using yeast, ethanol is formed.

sucrose + water →

ethanol + carbon dioxide

(a) In one experiment, 100.00 g of sucrose was dissolved in water.

Yeast was added and the mixture allowed to ferment until no more bubbles of carbon dioxide were seen to be formed.

The ethanol was obtained from the mixture and its mass determined.

Look at Figure 16 for Question 10(a) in the Diagram Booklet. The results are shown in Figure 16.

(continued on the next page)

10 continued.

The percentage yield is calculated using

$$\text{percentage yield} = \frac{\text{actual yield}}{\text{theoretical yield}} \times 100$$

- (i) State the meanings of the terms **ACTUAL YIELD** and **THEORETICAL YIELD**.
(2 marks)

actual yield

theoretical yield

10 continued.

- (ii) Use the information in Figure 16 to calculate the percentage yield of ethanol in this experiment. (2 marks)**

percentage yield = _____

(continued on the next page)

10 continued.

**(iii) State TWO reasons why the actual yield of a reaction is usually less than the theoretical yield.
(2 marks)**

1 _____

2 _____

(continued on the next page)

Turn over

10 continued.

(b) The balanced equation for the fermentation of sucrose is



- (i) On page 71 calculate the atom economy of this reaction to produce ethanol.
(3 marks)**

Give your answer to two significant figures.

(continued on the next page)

10 continued.

(relative formula masses:

$\text{C}_{12}\text{H}_{22}\text{O}_{11} = 342$, $\text{H}_2\text{O} = 18$,

$\text{C}_2\text{H}_5\text{OH} = 46$, $\text{CO}_2 = 44$)

atom economy = _____%

(continued on the next page)

10 continued.

- (ii) Explain the effect on the atom economy of this reaction if the carbon dioxide produced was used to make fizzy drinks.
(2 marks)**

(Total for Question 10 = 11 marks)

TOTAL FOR PAPER = 100 MARKS
END OF PAPER